

Dripmaster EDD-4C

VTP Oil Lubrication Control & Monitoring Device

- Maintains constant oil drip rate
- Provides report back facilities to SCADA room
- Automatic pump shutdown
- Reduces pump maintenance costs
- Reduces well contamination

The only oil lubrication device designed for Vertical Turbine Pumps



Dripmaster



Company Profile

With more than 40 years of experience in the development, manufacturing and marketing of control & monitoring instrumentation for the water market, Hoffmann & Hoffmann products are tailored towards increasing reliability of well operations, reducing well maintenance costs, and preventing well contamination.

Lineshaft Oil Lubrication

Optimal lineshaft lubrication is an essential issue when considering effective operation of the VTP. Bearing failure is a major cause of pump downtime. Approximately 50% of all bearing failures are due to improper lubrication. Lineshaft repairs are very costly and time consuming. Correct lubrication doses also reduce well contamination considerably.

The Dripmaster

Is an active vertical lineshaft lubrication control and monitoring device. It automatically stabilizes the oil drip rate so as to comply to pump manufacturer's requirements.

Main Features

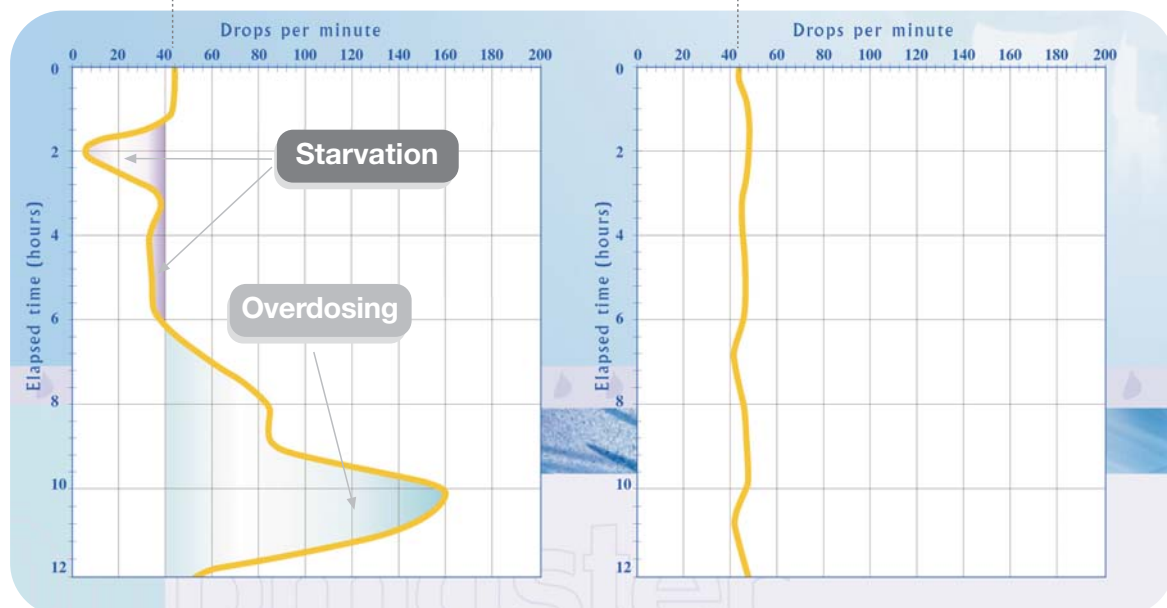
- Maintains constant preset oil drip rate in both normal mode (pump in operation) and pre-lube mode (pump Idle).
- Automatic switching between normal and pre-lube modes.
- Continuously controls the preset drip rate (55 times an hour, 1320 times a day).
- Constant drip rate is maintained regardless of ambient temperature and hydrostatic oil pressure in oil tank.
- Provides accurate oil consumption data (oil level in tank)
- Gravity based oil flow.
- SCADA compatible report- back mechanism.
- Manual operation mechanism using built-in peephole
- Operates under extreme weather conditions - housed in rugged sealed cast aluminum case.



Needle
Valve
Dripper

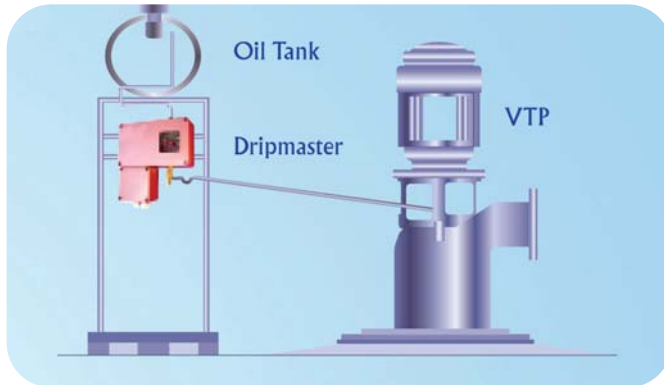


Dripmaster



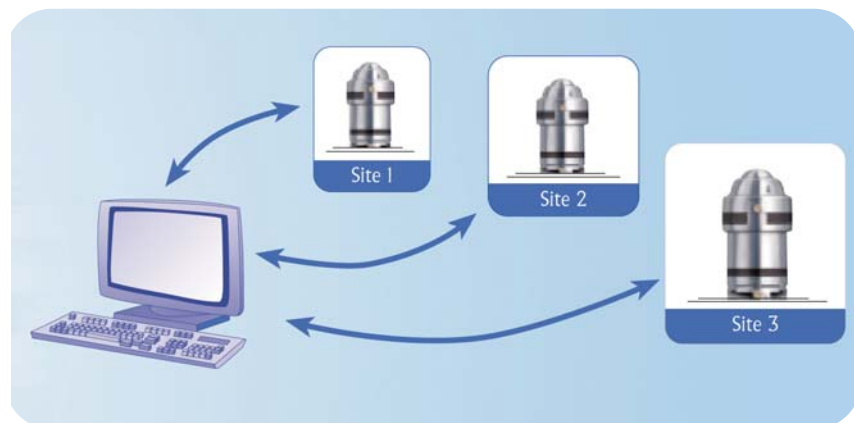
Dripmaster Location

Installed below the oil tank and above the inlet to the lineshaft.



SCADA Interface

- Drip rate count
- Lack of oil warning
- Automatic pump shutdown



Why use the Dripmaster?

- Prolongs the life span of lineshaft bearings by 30%, thus preventing expensive repairs and loss of service (pump down time).
- Eliminates the need for a secondary “slow drip” lubrication system when pump is idle.
- Reduces well contamination caused by excessive lubrication (decreases oil consumption by 30 to 50%).
- Reduces labor-intensive operations (checking oil levels and adjusting drip rates at each well site) by as much as 33%.
- Compact device which is easy to install.
- Maintenance-free operation.
- Low price - outlay quickly repaid.

Dripmaster

Dripmaster EDD-4C Specification

Power requirements	115 VAC, 10 VA or 24 V AC/DC 220 VAC, 10VA or 24V AC/DC
Normal mode preset drip rates	20, 25, 30, 35, 40 dpm
Pre-lube mode drip rate	2 dpm
Drip volume	50 drops per 1 cc
PULSE relay contact	35 VDC - 0.5 A
O.K. relay contact	250 VAC - 10 A ACI; 110 VAC - 10 A ACI; 110 VDC - 0.3 A; 30 VDC - 10 A
L.L. relay contact	125 VAC - 0.5 A 110 VDC - 0.2 A 24 VDC - 1 A
S.B. (Normal/Pre-lube mode control)	24 V AC/DC
Duty Cycle	60 secs count 6 secs freeze
Drip stabilizing tolerance	From x-1 to x+2 dpm (where x is the preselected drip rate)
Oil on/off solenoid	24VDC 24VAC(optional)
Oil inlet/outlet	Male thread 1/4" BSP
Dimensions (whd)	10.35x11.3x3.6 inches (263x287x91 mm)
Weight	11 lbs (5 kg)

All specifications shown in this brochure are subject to change

U.S Pat. No 5,996,739 & other countries



Corporate office :

Hoffmann & Hoffmann Ltd., 7 Shoham Str., P.O.Box 7544, Petach Tikva, 49170, Israel
Tel: 972-3-923 2567; Fax: 972-3-923 2575; E-mail: info@hw-well.com

USA office :

Hoffmann & Hoffmann, 2757 W. Jarlath Str., Chicago, Illinois 60645
Tel: 312-277-9191; 312-218-8997; Fax: 866-272-8433; E-mail: info@hw-well.com

www.hw-well.com