

Corporation Stops and Injection Quills

Corporation Stops


Corporation Stops with injection quills are used for injecting chemicals pumped by metering pumps into tanks, mains, cooling towers and process systems. Quill extends into the center of the stream providing more rapid uniform dispersion of injected chemical.

Corporation Stop can be mounted to a "hot tap" which is installed without draining the system. Corporation Stop allows injection quill to be inserted or removed without having to drain or shut down the system.

- Use to 150 psi
- Available in CPVC, Kynar, 316SS and C-20
- Available in 1/2", 3/4" or 1" process connections
- Available with choice of Bronze or 316SS Corporation Stop

Neptune

A DOVER COMPANY




MODEL CS2-75-PVC

High Pressure Injection Quills

High Pressure Injection Quills are used to inject chemicals pumped by metering pumps into the turbulent flow zone of high pressure water or steam lines.

- Use to 3,000 psi
- Spring loaded check valve
- Available in PVC, Kynar, 316SS and C-20



MODEL QC-316-50

Corporation Stops with Quills

Features

- Lever operated stop eliminates the need for a wrench
- Protection chain prevents withdrawal before Corporation Stop is closed
- Operating pressures to 150 psi
- Quill available in Corrosion-resistant CPVC, Kynar, 316 stainless steel and Carpenter 20
- Corporation Stop (bronze or 316SS) available with 1/2", 3/4" or 1" process connections
- Inlet connection 1/2" female all models

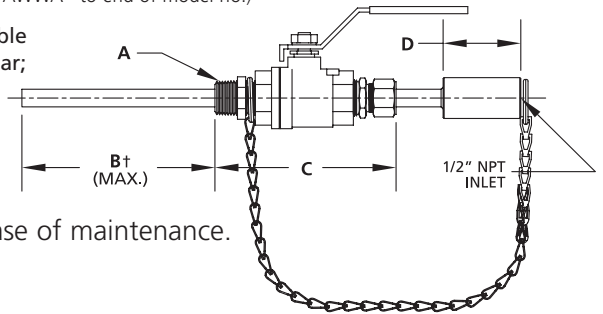
Recommendation

- Install a check valve and isolation valve at the inlet of the quill for ease of maintenance.

MODEL NO. WITH BRONZE VALVE	MODEL NO. WITH 316SS VALVE	MATERIAL OF CONSTR.	PRESS. PSI	MAXIMUM TEMP.	SIZE (INCHES)		DIMENSIONS (INCHES)		
					A	B	C	D	
CS2-50-PVC	CS2-SS-50-PVC	CPVC	125 psi	100°F (37°C)	1/2 NPT	7-3/4	5-1/4	2	
CS2-75-PVC	CS2-SS-75-PVC	CPVC	125 psi	100°F (37°C)	3/4 NPT*	7-3/4	5-1/4	2	
CS2-100-PVC	CS2-SS-100-PVC	CPVC	125 psi	100°F (37°C)	1 NPT*	7-1/4	6-1/4	1-1/2	
CS2-50-KY	CS2-SS-50-KY	Kynar	150 psi	200°F (93°C)	1/2 NPT	7-3/4	5-1/4	2-3/8	
CS2-75-KY	CS2-SS-75-KY	Kynar	150 psi	200°F (93°C)	3/4 NPT	7-3/4	5-1/4	2-3/8	
CS2-100-KY	CS2-SS-100-KY	Kynar	150 psi	200°F (93°C)	1 NPT	6-3/4	6-1/4	2	
CS2-50-316	CS2-SS-50-316	316SS	150 psi	250°F (121°C)	1/2 NPT	7-1/2	5-1/4	2-3/8	
CS2-75-316	CS2-SS-75-316	316SS	150 psi	250°F (121°C)	3/4 NPT	7-1/2	5-1/4	2-3/8	
CS2-100-316	CS2-SS-100-316	316SS	150 psi	250°F (121°C)	1 NPT	6-1/2	6-1/4	2-3/8	
CS2-50-C20	CS2-SS-50-C20	C-20	150 psi	250°F (121°C)	1/2 NPT	7-1/2	5-1/4	2-3/8	
CS2-75-C20	CS2-SS-75-C20	C-20	150 psi	250°F (121°C)	3/4 NPT	7-1/2	5-1/4	2-3/8	
CS2-100-C20	CS2-SS-100-C20	C-20	150 psi	250°F (121°C)	1 NPT	6-1/2	6-1/4	2-3/8	

*AWWA process connection available (add "AWWA" to end of model no.)

†Special lengths are available up to 24" for CPVC & Kynar; up to 36" for 316SS & Carpenter 20. Add suffix "-SP" to model no.



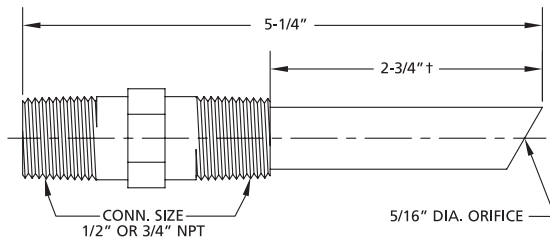
High Pressure Injection Quills available with or without Check Valves

Features

- Spring loaded check in QC models; no check in QB models
- High pressure to 3,000 psi
- Available in PVC, Kynar, 316 stainless steel and Carpenter 20

MODEL WITH CHECK VALVE	MODEL W/O CHECK VALVE	MATERIAL OF BODY	MATERIAL OF CHECK	MATERIAL OF SPRING	PRESS. (MAX.)	MAXIMUM TEMP.	CONN. SIZE NPT
QC-PVC-50	QB-PVC-50	PVC	Ceramic	HAST C	150 psi	100°F (37°C)	1/2"
QC-PVC-75	QB-PVC-75	PVC	Ceramic	HAST C	150 psi	100°F (37°C)	3/4"
QC-316-50	QB-316-50	316SS	316SS	HAST C	3000 psi	750°F (400°C)	1/2"
QC-316-75	QB-316-75	316SS	316SS	HAST C	3000 psi	750°F (400°C)	3/4"
QC-316-HPSE*	—	316SS	316SS	HAST C	3000 psi	750°F (400°C)	1/2"
QC-C20-50	QB-C20-50	C-20	C-20	HAST C	3000 psi	750°F (400°C)	1/2"
QC-KY-50	QB-KY-50	Kynar	Ceramic	HAST C	150 psi	200°F (93°C)	1/2"
QC-KY-50T	—	Kynar	Teflon	HAST C	150 psi	200°F (93°C)	1/2"
QC-KY-75	QB-KY-75	Kynar	Ceramic	HAST C	150 psi	200°F (93°C)	3/4"

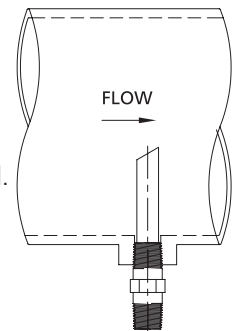
*Has slotted end.



†Special lengths are available up to 24". Add suffix "-SP" to model no.

Recommendations

- For lines smaller than 4" diameter, trim quill so chemical is released near center of line. Use as is for lines over 4" diameter.
- Install with "Telltale" V-notch facing upstream so flow strikes angled face at end of quill for most rapid dispersal of injected chemical.
- For maintenance ease, installation of an isolation valve, rated above line operating pressure, immediately behind the quill is recommended.



SOLD BY:

P.O. Box 247 • Lansdale, PA 19446-0247
 Tel: 215-699-8700 • Fax: 215-699-0370
 Toll-Free Tel: 1-888-3NEPTUNE (1-888-363-7886)
 Toll-Free Fax: 1-800-255-4017
 Web Site: <http://www.neptune1.com>
 E-mail: pump@neptune1.com

