

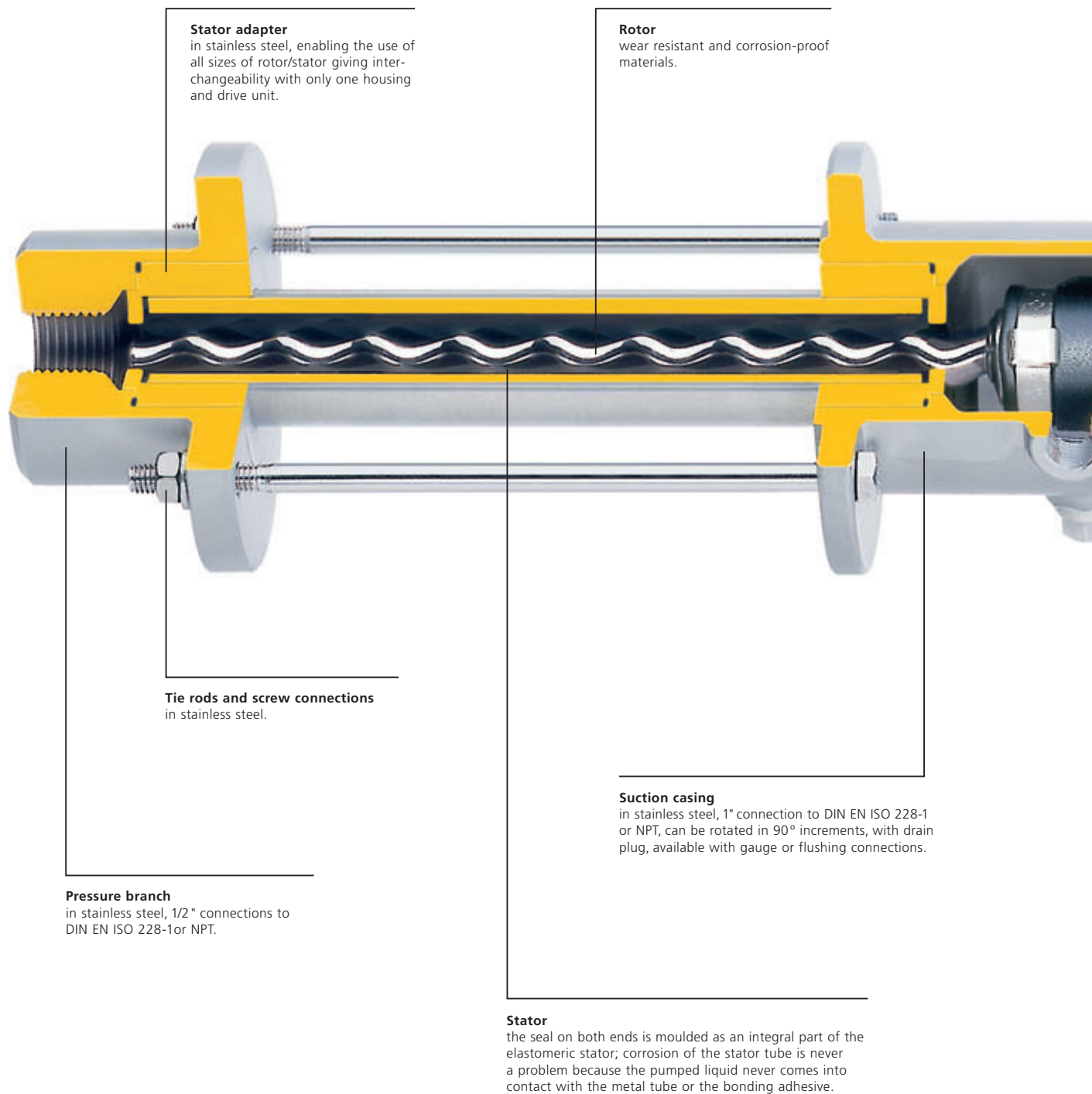
seepex.com
all things flow


Here is your conveying solution:
Product group D.



D – Dosing pumps

The 6 ranges of dosing pumps can be used in virtually all industries for the metering and dosing of precise quantities. They are particularly good for low-pulsation conveying of low to high viscosity fluids, as well as media containing solids and those that are chemically aggressive.





Shaft seal

single acting mechanical seal. Alternatively, a double acting mechanical seal or gland packing are available.

Plug-in shaft connection

for easy dismantling of the pump and drive enabling quick replacement of the rotating parts and shaft seals. The plug-in shaft pin secures the shaft connection to the drive and the splash ring protects the bearing from contamination/gland leakage.

Coupling rod

with two pin joints with hardened and wear resistant components, easily assembled, grease lubricated and positively sealed with elastomer sleeves and two holding bands.

Lantern

for connection of pump and drive.

Drive

geared motors, variable speed drives or hydraulic motors of all major manufacturers, directly flanged to the pump without additional couplings or guards.

Plug-in shaft

connects the drive shaft to the joint; with gland packing the plug-in shaft is used as a shaft protection sleeve.

Why dosing pumps?

Because they are used in applications such as agriculture, automotive industry, ceramics industry, construction, brewing industry and distilleries, chemical and biochemical industry, coating kitchen, confectionery industry, dough processing and bakeries, drinking water treatment, dyeing and varnishing industry, fruit and vegetable processing, metering of chemical additives, milk and dairy industry, paper machine, pharmaceutical and cosmetics industry, poultry and meat processing, oil, gas and petrochemical industry, shipbuilding, sludge dewatering, stock preparation, supply industry, textile industry, waste water and sludge treatment, wine industry and wood processing.

Features

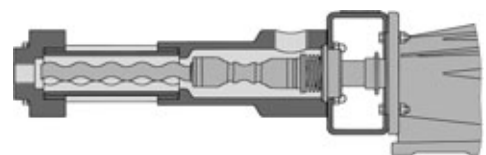
- Simple interchangeability due to their modular construction
 - Low pulsation, no pulsation dampeners required
 - High metering accuracy (deviation $\pm 1\%$)
 - Constant flow, independent of pressure
 - Eliminates control valves
 - No ball valves to clog
- > Conveying capacity: up to 1000 l/h (380 GPH),
Pressure: up to 24 bar (360 psi)

Overview of ranges

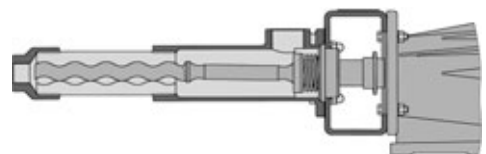
Apart from a stainless steel housing, pumps of the MD range are also available with housing parts made of plastic. In combination with components made of Hastelloy C (2.4610) or Titan (3.7035) that come into contact with fluids, these pumps are especially well suited for pumping and dosing chemically aggressive media.

The pumps of the MDP range are available with stainless steel or plastic housing. A special feature is the patented, one-piece, wear resistant plastic rotating unit without joint. In connection with PTFE stators, these pumps can be used for pumping and dosing media containing hydrocarbon such as paints, varnishes, solvents, diluents and the like for the first time.

Range MD



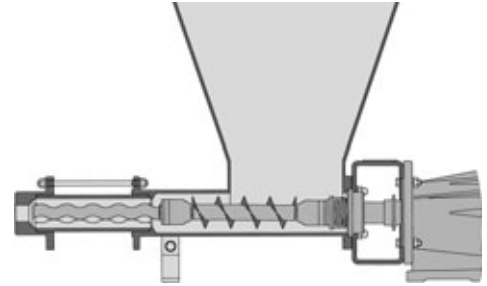
Range MDP



Overview of ranges

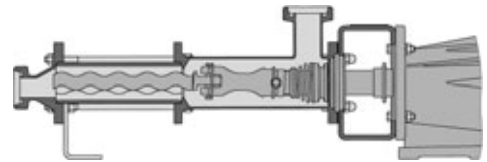
The pumps of the MDT range feature a feed hopper with a cylindrical compression zone. Conveying media with a low degree of intrinsic flowability or with none at all are fed to the conveying elements rotor and stator through the auger feed screw on the coupling rod. Optimum filling of the conveying chamber is achieved through the priming pressure generated in the compression zone.

Range MDT



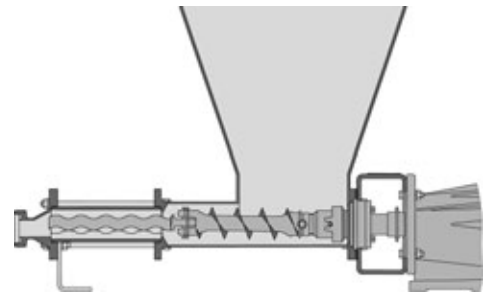
The pumps of the MDC range are equipped with open hygienic fork joints that can be cleaned almost without leaving residues through CIP continuous cleaning. They meet highest demands on hygienic cleanliness and on corrosion and wear resistance. This is achieved through the special shape of the rotor/plug-in shaft coupling rod head. Since the open joint is made up of only a few components, service work can be performed easily and rapidly without the need for special tools. They are certified acc. to the 3-A Sanitary Standard of the US and designed in compliance with the EHEDG directives.

Range MDC



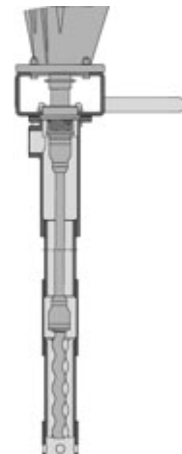
The MDTC range features a feed hopper with a cylindrical/conical compression zone. Conveying media with a low degree of intrinsic flowability or with none at all are fed to the conveying elements rotor and stator through the auger feed screw on the coupling rod. Optimum filling of the conveying chamber is achieved through the priming pressure generated in the compression zone. The pumps of the MDTC range are equipped with open joints of the MDC range. They are certified acc. to the 3-A Sanitary Standard of the US and designed in compliance with the EHEDG directives.

Range MDTC



Pumps of the MDF range are used as barrel pumps for draining barrels open or closed on top with 2" faucet holes. The supply pressure on the suction side also facilitates trouble-free draining of barrels with low-viscous to highly viscous media. The pump is easy to transport through a handle attached to the lantern.

Range MDF



seepex.com
all things flow

And what can we get flowing for you? Your nearest contact:

Or visit www.seepex.com

D 4.08E